

Type _____
 Catalog No. _____

GeoMatrixx™ Series

GXSA Series Small Architectural Area Light

APPLICATIONS

- The GeoMatrixx is a perfect blend of architectural design and performance for Accent, Façade, Parking, Roadway, Security and Sign applications.

CONSTRUCTION

- Precision die-cast aluminum construction. All exposed hardware is stainless steel.
- Duraplex II dark bronze polyester powder finish is standard but the GeoMatrixx is available in a variety of designer colors.
- Injection-molded triple-finger silicone gasket.

ELECTRICAL

- Integral heat sink ensures cool operation.
- Contractor-friendly design with integral cable permitting easy, hands-free wiring.

OPTICS

- Hinged door frame with clear tempered glass lens.
- Multifaceted reflector system provides uniform distribution.
- Meets IESNA cutoff requirements in 0° position.

MOUNTING

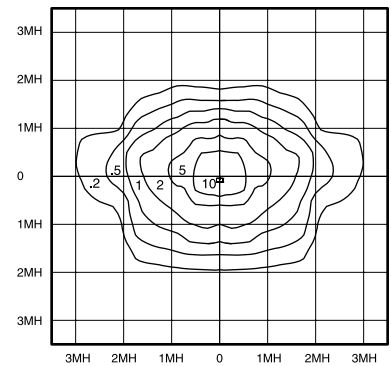
- The GeoMatrixx can be pole mounted or ground mounted using mounting accessories.

WARRANTY/LISTINGS

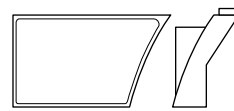
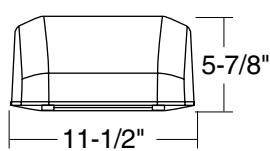
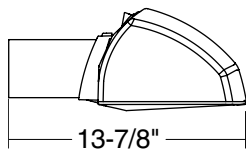
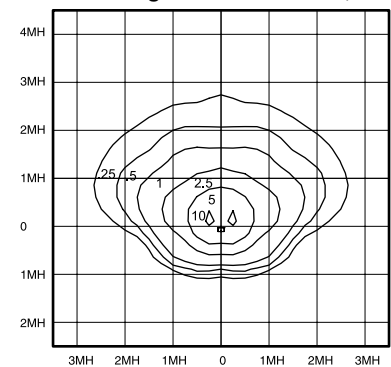
- UL wet location listed for above- or below-horizontal aiming.
- Complete with a UL-Approved mounting box rated for 90°C supply wire with integral bubble level.



150 Watt High Pressure Sodium, 0°



150 Watt High Pressure Sodium, 22.5°



GMSARM - Arm Mount for Small and Medium Fixtures

ACCESSORIES

GMSHIELD - Vandal Guard for Small Fixtures

Ordering Guide Example: GXSA70NLXLBLK-1

GX	S	A	70	NLX	L	BLK	—	1
							—	

Series	Size	Type	Wattage	Lamp Source	Option	Color	Voltage
GX	S=Small	A=Area	42=42w HFL 70=70w NLX 100=100w NLX 150=150w NLX	HFL=Compact Fluorescent NLX=High Pressure Sodium (NPF)	L=Lamp Included	BLK=Textured Black WHW=Textured White SL=Slate GA=Galvanite TM=Dark Titanium CL=Clay LS=Limestone BRW=Textured Bronze (BLANK)=Flat Bronze	1=120



Product information is subject to change without notice

